

SANTA FE





More details

Open for More

Open new doors with the all-new SANTA FE, the perfect blend of bold allure and magnetic attraction to adventure that makes every journey extraordinary.

Refined & Robust

A solid and unique presence with an impressive side profile - radiating rugged strength and refined craftsmanship.



Exterior

Stylishly robust from all angles, the all-new SANTA FE features prominently glowing H-lights, adding a unique touch to a boldly sculpted yet seamless body.



H-lights (LED/Projection type) Head Lamps



21-inch Alloy Wheels / Sharp Fenders
*Exclusive for 2.5 GDI Engine



Hidden-type Assist Handle / Quarter Glass



LED Rear Combination Lamps



Bridge-type Roof Rail / Dual Sunroof

Lift open the full, wide tailgate to connect the indoors with the outdoors, expanding your everyday experiences.



Wide Tailgate Opening (Power Opening)



Interior

Designed to establish a calming and relaxed ambience, the well-balanced interior presents an exceptional comfort.



Front Relaxation Seat with Legrest



Ambient Mood Lamp
Nappa Leather Seat



Panoramic Curved Display 12.3-inch (Cluster) + 12.3-inch (AVNT)

The all-new SANTA FE provides an accommodating selection of seating - ensuring that even your backstage moments are flexible and open for more.



7-Seater



6-Seater



7-Seater



2nd-row Fold-and-Dive



2nd-row Power Reclining Captain Seat (6 Seats)
One-touch Walk-in

Convenience

The variety of storage spaces was meticulously selected to upgrade your journey.



Bilateral Multi-Console



Front Upper-tray
Under Floor Box



Dual Wireless Charger
Rear Lower-tray

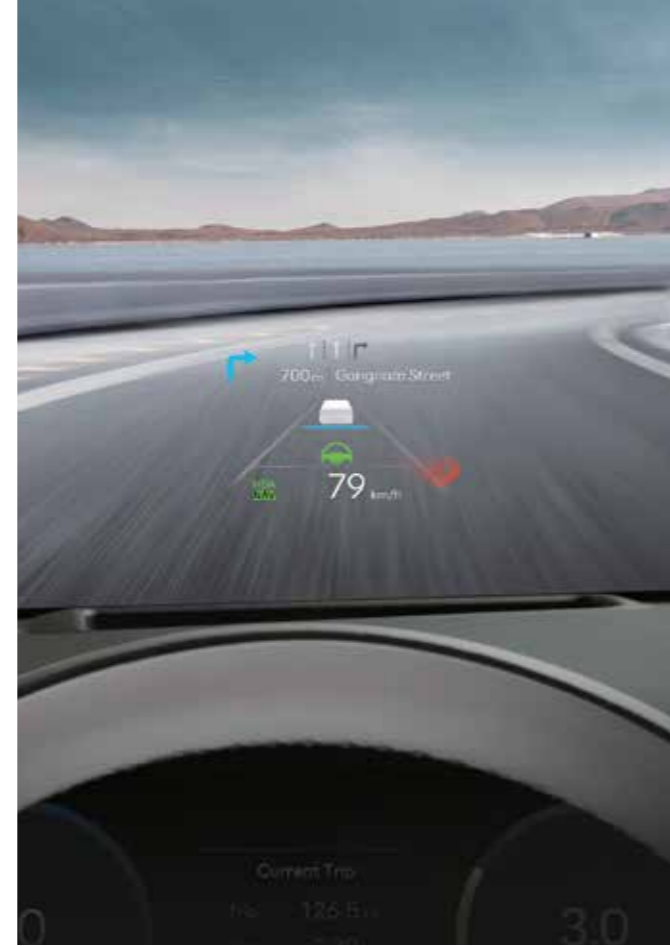


UV-C Sterilization Multi-tray

The ideal curation of cutting-edge technology will enrich the quality of your rides.



Digital Center Mirror (Full-Display Rearview Mirror)



12-inch Head-up Display (HUD)



BOSE Premium Sound System



Auto Temp. Control (Dual)

Performance

HTRAC all wheel drive capabilities, combined with multi-terrain control modes, give you absolute confidence on the road.



4WD HTRAC
SANTA FE AWD provides optimal driving performance through actively distributing driving force to the front and rear wheels according to various driving situations.



Drive Mode / Terrain Mode (Auto, Mud, Sand, Snow)

Hybrid

Enjoy a smoother ride and dependable responsiveness with the all-new SANTA FE's hybrid solutions.

Smartstream Gasoline 1.6 T-GDI Hybrid Engine	Engine		Electric Motor	
	180 Maximum Power PS/5,500 rpm	27.0 Maximum Torque kgf-m/1,500-4,500 rpm	47.7 Maximum Power KW	264 Maximum Torque Nm



Hybrid Model (Calligraphy)



Hybrid Exclusive Features
Paddle Shift-Regenerative Braking Mode

e-Comfort Drive



When passing speed bumps, this hybrid technology manages the motor to reduce vehicle shaking and provide a smooth ride on an uneven road.



When accelerating, the hybrid system controls the vehicle's motion such that the driver experiences less shaking and more linear acceleration.

e-Dynamic Drive



When the vehicle approaches a turn, the hybrid system regulates the vehicle's movement to execute torque vectoring while simultaneously maintaining the ideal level of tire grip for dynamic handling performance.



During overtaking acceleration, this function provides a quick acceleration response and improved torque performance.

Safety

The latest enhancements in safety will keep your family safe and sound in both daily and unexpected scenarios.



Blind-Spot View Monitor (BVM)



Haptic Steering Wheel



Surround View Monitor (SVM)



Rear Occupant Alert (ROA)

Hyundai SmartSense



More details



Forward Collision-Avoidance Assist 2 (FCA 2)

Forward Collision-Avoidance Assist 2 (FCA 2) monitors your surroundings and warns you if there is a risk of collision. After the warning, it automatically assists with emergency braking if the risk of collision increases – with an oncoming vehicle or PTW while turning left at an intersection, with an oncoming vehicle from the left or right, or while driving down the lane. It automatically assists with avoidance steering if there is a risk of collision with an oncoming/preceding vehicle or PTW in the next lane-while changing lanes, a vehicle/PTW/pedestrian/cyclist partially in the vehicle's intended path while driving, or a rear side vehicle/PTW when changing lanes.



Lane Following Assist 2 (LFA 2)

Lane Following Assist 2 (LFA 2) helps center the vehicle in the lane. The control performance has been improved, and the steering actuator control method has changed from torque control to steering angle control. Also, by additionally applying a direct Hands-On Detection (HOD) Sensor to the existing torque sensor recognition method, the performance to determine whether the driver is holding the steering wheel has been improved.



Parking Collision Avoidance Assist (PCA)

Reverse Parking Collision Avoidance Assist (PCA) provides a warning if there is a risk of collision with a rear object while reversing. After the warning, if the risk of collision increases, it automatically assists with emergency braking.



High Beam Assist (HBA)

High Beam Assist (HBA) detects the ambient light illuminance, such as a lamp of an oncoming vehicle or a preceding vehicle, and it automatically adjusts the high beams.

* Advanced Driver Assistance Systems (ADAS) is designed to provide assistance with the operation of a vehicle, drivers must drive with caution at all times.

* Functions may not operate depending on the surroundings and driving conditions. Refer to the instruction manual for details.

* Actual specifications may vary depending on the trim, powertrain and specifications selected.

* Advanced Driver Assistance Systems (ADAS) is designed to provide assistance with the operation of a vehicle, drivers must drive with caution at all times.

* Functions may not operate depending on the surroundings and driving conditions. Refer to the instruction manual for details.

* Actual specifications may vary depending on the trim, powertrain and specifications selected.



More details



Smart Cruise Control (SCC)

Smart Cruise Control (SCC) helps maintain distance from the front vehicle and drive at a speed set by the driver. Automatically stops when the front vehicle stops and automatically starts when the front vehicle departs within a short time.



Blind-Spot Collision-Avoidance Assist (BCA)

Blind-Spot Collision-Avoidance Assist (BCA) warns you if there is a risk of collision with a rear side vehicle in the blind-spot while changing lanes. When forward exiting a parallel-parking spot, if there is a risk of collision with a vehicle approaching from behind, it automatically assists with emergency braking.



Forward/Side/Reverse Parking Distance Warning (PDW)

Forward/Side/Reverse Parking Distance Warning (PDW) warns against collisions with objects around the vehicle at low speeds.

* Advanced Driver Assistance Systems (ADAS) is designed to provide assistance with the operation of a vehicle, drivers must drive with caution at all times.

* Functions may not operate depending on the surroundings and driving conditions. Refer to the instruction manual for details.

28 * Actual specifications may vary depending on the trim, powertrain and specifications selected.

* Advanced Driver Assistance Systems (ADAS) is designed to provide assistance with the operation of a vehicle, drivers must drive with caution at all times.

* Functions may not operate depending on the surroundings and driving conditions. Refer to the instruction manual for details.

* Actual specifications may vary depending on the trim, powertrain and specifications selected.

Features



20" alloy wheels (Executive) 20" alloy wheels (Hybrid Calligraphy) 21" alloy wheels (2.5L Engine)



Executive



Calligraphy



Full LED Headlamps (MFR Type)



Radiator & Intake Grille




Rear View Camera



Bridge-type Roof Rail / Dual Sunroof



Smart Power Tailgate (Height Adjustable)



UV-C Sterilization Multi-tray



Smartphone Wireless Charger (Single)



Electronic Parking Brake (EPB)



Integrated Memory Seat



3rd-row Air Vent



Full LED Headlamps (Projection Type)



Radiator & Intake Grille (Calligraphy)



Black High-Gloss Cladding (Calligraphy)



Hidden-type Assist Handle (Calligraphy)



Black Anodizing Emblem (H-Logo / Lettering)



12.3-Inch Color LCD Cluster



Front Heated and Ventilated Seats



Column-type Shift by Wire (SBW)



Passenger Seat Walk-In Device



2nd row Manual Door Curtain

Interior colors

Executivevv



Black monotone leather / Charcoal black oak garnish



Pecan brown leather / Natural serenity oak garnish

Calligraphy





Black monotone nappa leather / Black ink metal garnish




* Features and specifications may vary by market. Please consult your local dealer.

Exterior colors

Pearl / Metallic / Solid colors



Matte colors



Specifications

الفئات	Executive	Calligraphy
Trims	Executive	Calligraphy
Drive Train	2WD	AWD
Dimensions		
Length (mm)	4,830	
Width (mm)	1,900	
Height (mm)	1,770	
Wheel Base (mm)	2,815	
Ground Clearance (mm)	177	
Fuel Tank Capacity (L)	67	
Luggage Capacity SAE (L) *Behind third row	413	

القدره والاداء	Calligraphy
Suspension & Steering	
Steering (Type)	MDPS (Motor Driven Power Steering)
Front Suspension	Macpherson Strut
Rear Suspension	Multi-Link

نظام التعليق و التوجيه	Calligraphy
Drive Train	
Engine Performance	
Engine Capacity (L)	1.6T Hybrid
Combined Max Power (hp/rpm)	235 / 5,600
Max Torque (Nm/rpm)	367 / 1000-4100
Transmission	6 Speed AT 2WD
Driving Range (KM)	*Up to 1,200 km *Based on combined Driving Range 5.6L/100KM

المحرك/القدره	Calligraphy
Battery	
Type	Lithium Ion
Capacity (kWh)	1.49

- The above values are results from internal testing and are subject to change after validation.
- Some of the equipment illustrated or described in this catalog may not be supplied as standard equipment and may be available at extra cost.
- Hyundai Motor Company reserves the right to change specifications and equipment without prior notice.
- The color plates shown may vary slightly from the actual colors due to the limitations of the printing process.
- Please consult your dealer for full information and availability on colors and trims.



Unit : mm

أنظمة الامان	Executive	Calligraphy
Safety		
Dual Front, Side & Curtain Airbags	S	S
ABS (Anti-Lock Braking System)	S	S
ESP (Electronic Stability Program)	S	S
HAC (Hill Assist Control)	S	S
DBC (Downhill Brake Control)	S	S
MCB (Multi Collision Braking)	S	S
ECM (Electrochromic Inside Mirror)	S	S
TPMS (Tire Pressure Monitoring System)	S	S
EPB (Electronic Parking Brake)	S	S
Auto Hold Function	S	S
Rear Fog Lamp - LED	S	S
ISOFIX Anchor Points	S	S
Low Washer Fluid Warning	S	S
Rear, Front and Side Parking Sensors	S	S
SVM (Surround View Monitor)	S	S

أنظمة هيونداى للسلامة	Executive	Calligraphy
Hyundai Smart Sense Package**		
LKA (Lane Keeping Assist) Line/ Road-Edge	-	S
LFA (Lane Following Assist)	-	S
FCA (Forward Collision Avoidance Assist)	-	S
BSVM (Blind Spot View Monitor)	S	S
BCA (Blind-Spot Collision Avoidance Assist) - Rear	S	S

التجهيزات الداخلية	Executive	Calligraphy
Interior		
Leather Steering Wheel (4-Spoke)	S	-
Leather Steering Wheel (4-Spoke) Two-Tone	-	S
Premium Leather Seat Covering	S	-
Nappa Leather Seat Covering	-	S
Deluxe Doors Scuff	S	S
Power Outlet Luggage Side	S	S
Front & Rear USB Chargers	S	S
SBW (Shift By Wire)	S	S
Tilt & Telescopic Steering Wheel	S	S
Front Seats Back Pockets	S	S
Sunvisors with (Vanity Mirrors & Illuminated)	S	S
12.3" TFT-LCD Cluster Screen	S	S
Paddle Shifters	S	S
Front & Rear Automatic AC Control	S	S
Rear Folding Seats (2nd & 3rd Row)	S	S
Remote Folding Rear Seats	S	S
Driver & Passenger Front Power Seats	S	S
Driver - Memory Seat Function	S	S
2nd Row Premium Relaxation seats *6 Seaters*	-	S
Ventilated Front Seats	S	S
Front & Rear Heated Seats	S	S
Rear Side Curtains	S	S

(-) Not Available (S) Standard
The Company reserves the right to change the specifications, colors and equipments without prior notice
5 years / 100,000 Km warranty

غير متاح (-) أساسى (S)
تحتفظ الشركة بالحق في إجراء أية تعديلات من وقت لآخر على المواصفات والألون المتوفرة
ضمن 5 سنوات أو 100,000 كيلومتر أيهما أقرب

Exterior	Executive	Calligraphy	التجهيزات الخارجية
Full Calligraphy Body Parts	-	S	اجزاء خارجية فئة كاليجرافي
20" Alloy Wheels *Calligraphy Design	-	S	جنوط سيور مقاس 20" كاليجرافي
20" Alloy Wheels	S	-	جنوط سيور مقاس 20"
Electrically Adjustable, heating and Folding Outside Mirrors	S	S	مرايات كهربائية الطي والضبط
Outside Mirrors Repeaters	S	S	إشارات جانبية بالمرايات LED
Rear Spoiler With High Mounted Stop Lamp LED	S	S	سبويلر خلفي بإضاءة مرتفعة للفرامل LED
Rear Privacy Glass	S	S	زجاج خلفي داكن اللون
Lighting Package			تجهيزات الإضاءة
LED Headlamps	S	-	مصابيح أمامية بإضاءة LED
Projection LED Headlamps with Intelligent Assist	-	S	مصابيح أمامية بإضاءة LED بروجكتور
DRL (Daytime Running Lights) - LED	S	S	إضاءة أمامية خلال النهار LED
Positioning Lamps - LED	S	S	إضاءة ارشادية LED
Dynamic LED Welcoming Lights	S	S	إضاءة ترحيبية LED متحركة
Taillights - LED	S	S	فوانيس LED خلفية
Overhead Console Lamp - LED	S	S	وحدة التحكم العلوية بإضاءة (LED)
Convenience			وسائل الراحة
DMS (Drive Mode Select)	S	S	اختيار نمط القيادة حسب نوعية الطرق
Cruise Control & Speed Limiter	S	-	مثبت و محدد سرعة
SCC (Smart Cruise Control) with Stop & Go Function	-	S	مثبت سرعة زكي
Smart Key (Start/Stop Engine)	S	S	مفتاح ذكي
Power Opening Tailgate (Height Adjustable)	S	S	فتح صندوق الامتعة كهربائياً
Auto Light Sensor	S	S	حساس اضاءة أتوماتيك
Auto Rain Sensor	S	S	حساس مطر أتوماتيك
Roof Racks	S	S	حامل سقف
Dual Panoramic Sunroof (Open/Close/Tilt)	S	S	فتحة سقف بانوراميه مزدوجة
HUD (Heads-Up Display)	-	S	شاشة عرض في نطاق الرؤية
Entertainment			أنظمة الترفيه
12.3" Infotainment Screen	S	S	شاشة 12.3" بوصة للمعلومات والترفيه
Apple CarPlay/ Android Auto Support	S	S	دعم برامج Apple CarPlay/ Android Auto
USB Connecting Port	S	S	مدخل USB
Multifunction Steering Wheel	S	S	عجلة قيادة متعددة المهام
Bluetooth Connectivity	S	S	نظام Bluetooth* للهاتف
Voice Recognition	S	S	نظام التعرف على الصوت
Dual Front Wireless Chargers	S	S	شاحن هوائي ثنائي للهاتف الجوال
Premium Bose® Speakers	-	S	نظام الصوت Bose

(-) Not Available (S) Standard
The Company reserves the right to change the specifications, colors and equipments without prior notice
5 years / 100,000 Km warranty

غير متاح (-) أساسي (S)
تحتفظ الشركة بالحق في إجراء أية تعديلات من وقت لآخر على المواصفات والألوان المتوفرة
ضمان 5 سنوات أو 100,000 كيلومتر أيهما أقرب



Scan me



Hotline 16661, hyundai-egypt.net
Published on July 2024
Version 1